



SALLA (FIN)

FIS

Women's Speed Skiing | February 12, 2020

CODEX: 0021

Results

More Information

Nation SUI,USA

Birth Year 1972,1975 or 1980-19i



1ST | 155.51
BACKLUND Britta



2ND | 154.26
GREGGIO Valentina



3RD | 153.68
HOVLAND-UDEN Lisa

Rank	Bib	FIS code	Athlete	Year	Nation	Nb. of runs	km/h	Diff. km/h	FIS Points
1	5	7334	BACKLUND Britta	1996		1	155.51		0.00
2	4	7326	GREGGIO Valentina	1991		1	154.26	-1.25	12.15
3	1	7122	HOVLAND-UDEN Lisa	1990		1	153.68	-1.83	17.86
4	3	7167	MARTINEZ Celia	1991		1	153.32	-2.19	21.43
5	6	7260	MATSLÖFVA Hanna	1994		1	152.49	-3.02	29.71
6	2	7293	MARTINEZ Clea	1995		1	152.20	-3.31	32.62
7	8	7503	STORNER Alicia	2000		1	147.23	-8.28	84.36
8	7	7493	FOURNET FAYARD Lisa	1997		1	145.75	-9.76	100.45





SALLA (FIN)

FIS

Women's Speed Skiing | February 12, 2020

CODEX: 0025

Results

More Information

Nation SUI,USA

Birth Year 1972,1975 or 1980-19:



1ST | 133.16
BUILLES Anais



2ND | 130.74
HEIKKILA Josefia



3RD | 130.37
HUDECKOVA Sylvie

Rank	Bib	FIS code	Athlete	Year	Nation	Nb. of runs	km/h	Diff. km/h	FIS Points
1	44	7486	BUILLES Anais	1999		1	133.16		100.00
2	45	7582	HEIKKILA Josefia	1997		1	130.74	-2.42	127.77
3	41	7586	HUDECKOVA Sylvie	1995		1	130.37	-2.79	132.10
4	42	7566	LORIDON Maelle	2002		1	128.31	-4.85	156.70
5	43	7565	HYGONNET Julie	2002		1	126.24	-6.92	182.22
6	46	7581	KARHUNEN Liia	2003		1	122.83	-10.33	226.15



SALLA (FIN)

FIS

Men's Speed Skiing | February 12, 2020

CODEX: 0022

Results More Information

Nation SUI,USA Birth Year 1972,1975 or 1980-19



1ST | 158.77
ORIGONE Simone



2ND | 157.50
SHUMILIN Mikhail




3RD | 156.63
ORIGONE Ivan


Rank	Bib	FIS code	Athlete	Year	Nation	Nb. of runs	km/h	Diff. km/h	FIS Points
1	21	7039	ORIGONE Simone	1979		1	158.77		0.00
2	14	7386	SHUMILIN Mikhail	1985		1	157.50	-1.27	12.10
3	11	7078	ORIGONE Ivan	1987		1	156.63	-2.14	20.49
4	16	7295	FARRELL Jan	1983		1	155.77	-3.00	28.89
5	24	7227	ABRAHAMSSON Mats	1968		1	154.81	-3.96	38.37
6	17	7170	BILLY Simon	1991		1	154.61	-4.16	40.36
7	12	180080	VIITASAARI Jukka	1981		1	154.47	-4.30	41.76
8	35	7466	FOLDYNA Edvard	1989		1	153.04	-5.73	56.16
9	19	7043	MONTES Jimmy	1987		1	153.02	-5.75	56.37
10	34	7556	HOLMILA Antero	1979		1	152.77	-6.00	58.91
11	18	7441	PORTAL HUGO	1998		1	152.69	-6.08	59.73
12	26	180095	HEIKKILA Hannu			1	152.47	-6.30	61.98
13	23	7502	BRUNNBERG Jonantan	2000		1	152.16	-6.61	65.16
14	20	7436	RIBBEGARDH Carl	1974		1	151.81	-6.96	68.77
15	15	7545	PALAN Radim	1987		1	151.71	-7.06	69.80
16	28	7483	YATSUNAMI Tomoyuki	1977		1	150.60	-8.17	81.37
17	33	7533	HYGONNET Alexandre	1999		1	150.38	-8.39	83.69
18	27	7500	BERNARDET Benjamin	1982		1	150.15	-8.62	86.11
19	37	7525	VIALE Hugo	1997		1	148.19	-10.58	107.09
20	31	7481	MIKA Jeffrey	1963		1	146.65	-12.12	123.97
21	32	7337	CHEREVATY Evgeniy	1979		1	146.55	-12.22	125.08
22	29	180059	KARHUNEN Kari	1955		1	145.64	-13.13	135.23
23	25	7391	GIACOMELLI Emilio	1984		1	144.34	-14.43	149.96
24	30	7440	KARJALAINEN Rauli	1946		1	141.78	-16.99	179.75
Did Not Start 1st Run									
	36	7557	KARNA Mikko	1983		0		-158.77	

Results | [More Information](#)


Nation: | Birth Year:



1ST | **137.40**
SITNIKOV Roman



2ND | **135.40**
MARTINEZ Tom



3RD | **135.25**
FOURQUET Lucas

Rank	Bib	FIS code	Athlete	Year	Nation	Nb. of runs	km/h	Diff. km/h	FIS Points
1	55	7575	SITNIKOV Roman	1980		1	137.40		100.00
2	51	7485	MARTINEZ Tom	1999		1	135.40	-2.00	122.16
3	52	7532	FOURQUET Lucas	2001		1	135.25	-2.15	123.84
4	54	7538	PREY Remi	1981		1	128.22	-9.18	207.39
5	53	7573	LANGFORD Gary	1956		1	125.42	-11.98	243.28
6	56	7574	PERKINS Jacob	1993		1	114.39	-23.01	401.73

